



# Hoyal Responsible Model 8

As of 31/12/2024

## INVESTMENT OBJECTIVES AND POLICY

The investment objective of the Model is to generate growth in capital over the long term. The underlying funds focus on companies delivering a positive net benefit to society and the environment, exclude companies with negative social or environmental impacts and seek to improve corporate behaviour.

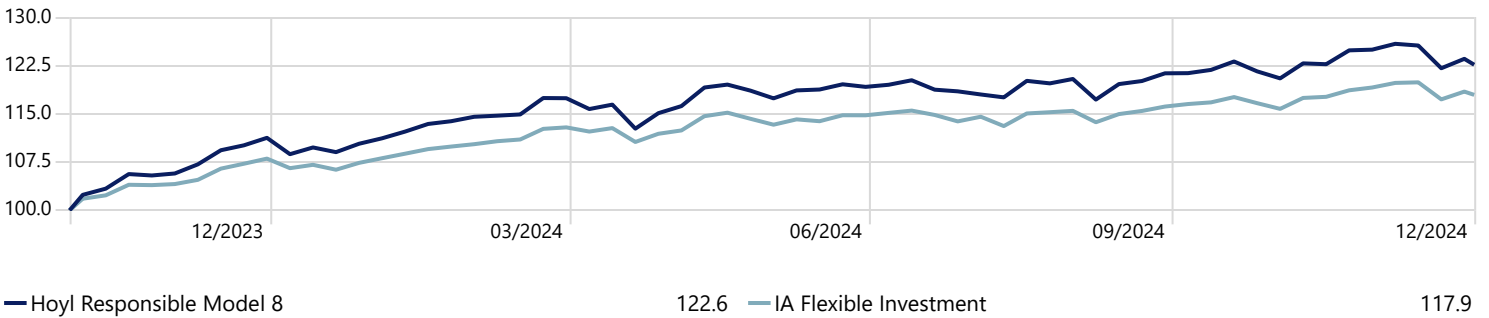
The Model will seek to achieve its objectives by investing in collective investment funds which will provide exposure to a diversified portfolio. The Model has no exposure limits for lower risk assets such as fixed interest investments (such as bonds, which may be government or corporate and vary in terms of investment grade credit ratings, including sub-investment grade to a limited extent) or higher risk assets such as equities (and to an even lesser extent, alternatives such as property, infrastructure and commodities).

**The value of investments, and the income from them, can go down as well as up, and you may not recover the amount of your original investment**

## SNAPSHOT

|                                     |   |
|-------------------------------------|---|
| <b>Model Comparator</b>             | The Investment Association (IA) is the trade body of the UK investment management industry. It classifies funds into a number of sectors based on their characteristics. The comparator for Hoyal Responsible Model Portfolio 8 is:<br><br>IA Flexible Investment |
| <b>Launch Date</b>                  | 31 October 2023   |
| <b>Risk Score</b>                   | 8/10  |
| <b>Ongoing Charges Figure (OCF)</b> | 0.50%   |
| <b>Asset Management Fee</b>         | 0.21%   |
| <b>Total Investment Management</b>  | 0.71%   |

## INVESTMENT GROWTH - SINCE INCEPTION



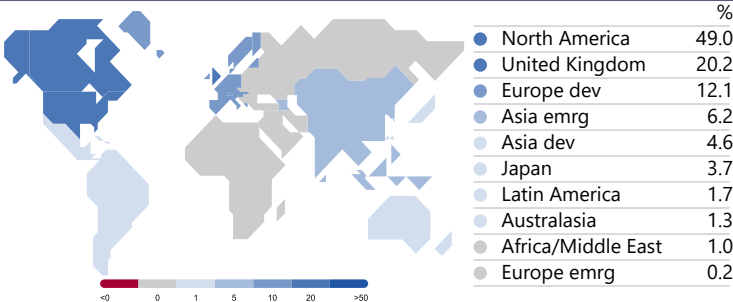
## TRAILING RETURNS

|                           | MTD  | QTD | YTD  | 1 Year | 3 Years | 5 Years | Since Inception |
|---------------------------|------|-----|------|--------|---------|---------|-----------------|
| Hoyal Responsible Model 8 | -1.9 | 1.4 | 10.2 | 10.2   | —       | —       | 22.59           |
| IA Flexible Investment    | -1.0 | 1.7 | 9.2  | 9.2    | 6.4     | 26.87   | 17.92           |

|                           | 01/01/2024 - 31/12/2024 | 01/01/2023 - 31/12/2023 | 01/01/2022 - 31/12/2022 | 01/01/2021 - 31/12/2021 | 01/01/2020 - 31/12/2020 |
|---------------------------|-------------------------|-------------------------|-------------------------|-------------------------|-------------------------|
| Hoyal Responsible Model 8 | 10.2                    | —                       | —                       | —                       | —                       |
| IA Flexible Investment    | 9.2                     | 7.3                     | -9.1                    | 11.4                    | 7.0                     |

## EQUITY REGIONAL EXPOSURE



## LEADING CONTRIBUTORS (YTD)

Time Period: 01/01/2024 to 31/12/2024

| Fund Name                                | Return |
|--|--------|
| Vanguard ESGScrnDevWldAIIcPEqldxInsPIAcc | 20.29  |
| Dimensional Global Sust Cor Eq GBP Dist  | 18.49  |
| CT Sustainable Global Eq Inc C GBP Acc   | 15.94  |
| TM Natixis Mirova Gbl Sust EqS1/AGBPAcc  | 14.71  |
| CT Responsible Global Equity 2 Inc       | 13.98  |
| Vanguard ESG Em Mkts AIIcPEqldxInsPIEAcc | 13.89  |
| Janus Henderson Global Sust Eq I Acc     | 12.75  |
| American Cntry EM Sust Impct Eq F GBP    | 11.39  |
| Liontrust Sust Fut UK Gr 2 Net Acc       | 11.22  |
| Candriam Sst Eq Em Mkts V £ UnH Acc      | 10.03  |

## DISCLAIMER

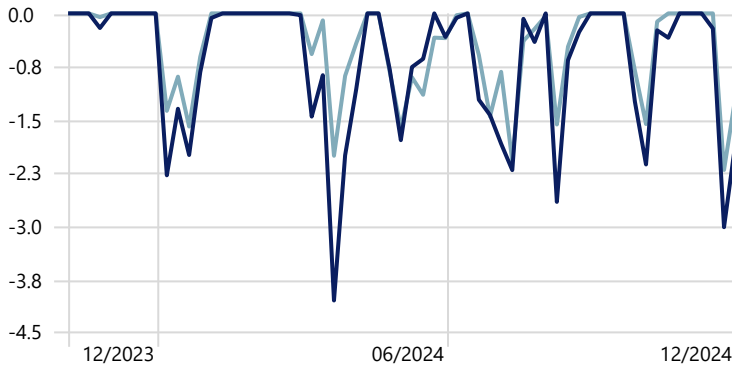
This document is only for professional financial advisers, their clients and their prospective clients. The information given here is for information purposes only and is not intended to constitute financial, legal, tax, investment or other professional advice. It should not be relied upon as such and PortfolioMetrix cannot accept any liability for loss for doing so. The value of investments, and the income from them, can go down as well as up, and you may not recover the amount of your original investment. **Past performance is not a reliable indicator of future performance. Fund holdings and asset allocation can change at any time without notice.** For further information on the risks and risk profiles of our funds, please refer to the relevant Key Investor Information Document and Prospectus. PortfolioMetrix Asset Management Ltd is authorised and regulated by the Financial Conduct Authority.



# Hoyal Responsible Model 8

As of 31/12/2024

## DRAWDOWN

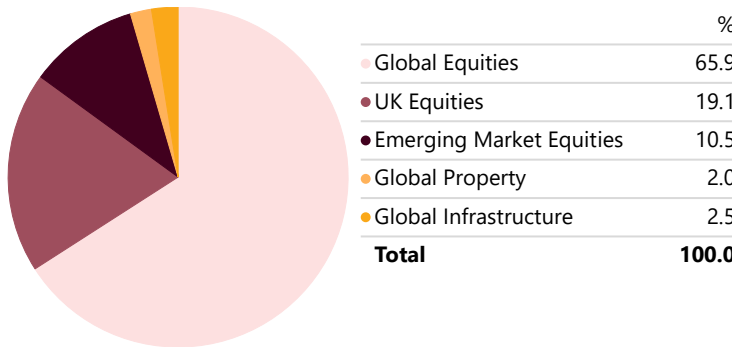


—Hoyal Responsible Model 8      —IA Flexible Investment

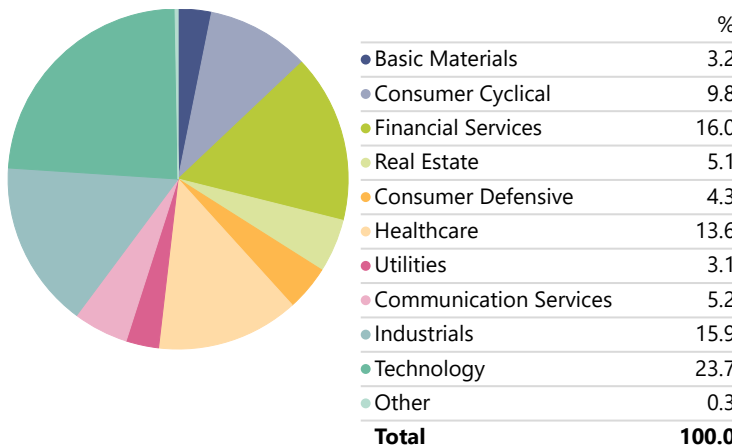
## HOLDINGS (%)

| Fund Name                                | Weighting (%) |
|--|---------------|
| Vanguard ESGScrDevWldAllCpEqldxlnsPIAcc  | 19.8          |
| Dimensional Global Sust Cor Eq GBP Dist  | 13.2          |
| Ninety One UK Sustainable Equity K £ Acc | 6.4           |
| Liontrust Sust Fut UK Gr 2 Net Acc       | 6.4           |
| Royal London Sustainable Leaders D Inc   | 6.4           |
| Janus Henderson Global Sust Eq I Acc     | 5.8           |
| TM Natixis Mirova Gbl Sust EqS1/AGBPAcc  | 5.7           |
| Vanguard ESG Em Mkts AllCpEqldxlnsPI£Acc | 5.3           |
| CT Responsible Global Equity 2 Inc       | 4.6           |
| CT Sustainable Global Eq Inc C GBP Acc   | 4.3           |
| FP WHEB Sustainability Impact C          | 3.3           |
| Baillie Gifford Positive Change B Acc    | 3.1           |
| Montanaro Better World GBP Dis           | 3.1           |
| Regnan Global Equity Imp Solu F GBP Acc  | 3.1           |
| FP Foresight Global RI Infrs A GBP Acc   | 2.5           |
| FP Foresight Sust RI Estt Scs A GBP Acc  | 2.0           |
| CT (Lux) Rspnb Glb Em Mkts Eq R Acc GBP  | 1.8           |
| American Cntry EM Sust Impct Eq F GBP    | 1.7           |
| Candriam Sst Eq Em Mkts V £ UnH Acc      | 1.7           |

## ASSET ALLOCATION



## EQUITY SECTORS



## LEAD INVESTMENT TEAM



### Alex Funk, CFA®

Alex is a CFA® charterholder with over 12 years' of financial services experience. Alex is the Chief Investment Officer at PortfolioMetrix.



### Phil Wellington, CFA®

Phil is a CFA® charterholder and has over 15 years' worth of financial services experience. Phil is an Investment Analyst at PortfolioMetrix.



### Oliver Jones, CFA®

Oliver is a CFA® charterholder and has over 7 years' worth of financial services experience. Oliver is an Investment Analyst at PortfolioMetrix.

## DISCLAIMER

This document is only for professional financial advisers, their clients and their prospective clients. The information given here is for information purposes only and is not intended to constitute financial, legal, tax, investment or other professional advice. It should not be relied upon as such and PortfolioMetrix cannot accept any liability for loss for doing so. The value of investments, and the income from them, can go down as well as up, and you may not recover the amount of your original investment. **Past performance is not a reliable indicator of future performance. Fund holdings and asset allocation can change at any time without notice.** For further information on the risks and risk profiles of our funds, please refer to the relevant Key Investor Information Document and Prospectus. PortfolioMetrix Asset Management Ltd is authorised and regulated by the Financial Conduct Authority.