

Hoyl Model Responsible Portfolio 6

As of 30/06/2025



INVESTMENT OBJECTIVES AND POLICY

The investment objective of the Model is to generate income and capital growth over the medium to long term. The underlying funds focus on companies delivering a positive net benefit to society and the environment, exclude companies with negative social or environmental impacts and seek to improve corporate behaviour.

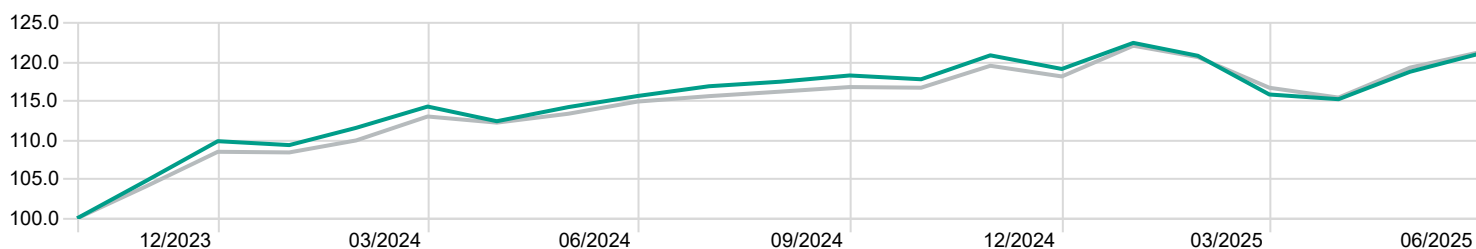
The Model will seek to achieve its objectives by investing in collective investment funds which will provide exposure to a diversified portfolio. The Model will have between 40% and 85% exposure to higher risk assets such as equities (and to an even lesser extent, alternatives such as property, infrastructure and commodities) and will have less emphasis on exposure to lower risk assets such as fixed interest investments (such as bonds, which may be government or corporate and vary in terms of investment grade credit ratings, including sub-investment grade to a limited extent).

SNAPSHOT

Model Comparator	The Investment Association (IA) is the trade body of the UK investment management industry. It classifies funds into a number of sectors based on their characteristics. The comparator for Hoyl Responsible Model Portfolio 6 is: IA Mixed Investment 40%-85% Shares
Launch Date	31 October 2023
Risk Score	6/10
Ongoing Charges Figure (OCF)	0.46%
Asset Management Fee	0.21%
Total Investment Management Fee	0.67%

The value of investments, and the income from them, can go down as well as up, and you may not recover the amount of your original investment

INVESTMENT GROWTH - SINCE INCEPTION



— Hoyl Model Responsible Portfolio 6

121.1 — IA Mixed Investment 40-85% Shares

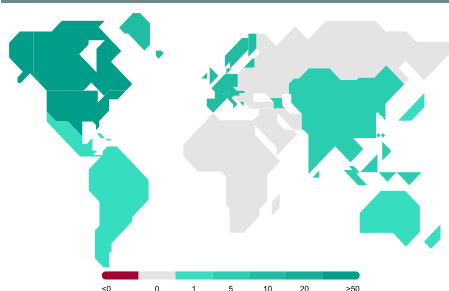
121.2

TRAILING RETURNS

	MTD	QTD	YTD	1 Year	3 Years	5 Years	Since Inception
Hoyl Model Responsible Portfolio 6	1.9	4.5	1.6	4.7	—	—	21.05
IA Mixed Investment 40-85% Shares	1.6	3.9	2.6	5.5	21.8	32.77	21.23

	01/07/2024 - 30/06/2025	01/07/2023 - 30/06/2024	01/07/2022 - 30/06/2023	01/07/2021 - 30/06/2022	01/07/2020 - 30/06/2021
Hoyl Model Responsible Portfc	4.7	—	—	—	—
IA Mixed Investment 40-85% S	5.5	11.8	3.3	-7.2	17.4

EQUITY REGIONAL EXPOSURE



Performance is shown net of asset management fees (inc. fund fees and PMX fees)

LEADING CONTRIBUTORS (YTD)

Time Period: 01/01/2025 to 30/06/2025	
	Return
Janus Henderson Global Sust Eq I Acc	6.10
FP Foresight Global RI Infrs A GBP Acc	5.44
Royal London Sustainable Leaders D Inc	4.19
Baillie Gifford Positive Change B Acc	3.97
CT (Lux) Rspnb Glb Em Mkts Eq R Acc GBP	3.95
Liontrust Sust Fut UK Gr 2 Net Acc	3.89
American Century Em Mkts Trnstrn Eq F GBP	2.46
Vanguard ESG Em Mkts AllCpEqIdxInsPIAcc	1.84
Candriam Sst Eq Em Mkts V £ UnH Acc	1.65
CT Sustainable Global Eq Inc C GBP Acc	0.84

DISCLAIMER

This document is only for professional financial advisers, their clients and their prospective clients. The information given here is for information purposes only and is not intended to constitute financial, legal, tax, investment or other professional advice. It should not be relied upon as such and PortfolioMetric cannot accept any liability for loss for doing so. The value of investments, and the income from them, can go down as well as up, and you may not recover the amount of your original investment. **Past performance is not a reliable indicator of future performance.** Fund holdings and asset allocation can change at any time without notice. For further information on the risks and risk profiles of our funds, please refer to the relevant Key Investor Information Document and Prospectus. PortfolioMetric Asset Management Ltd is authorised and regulated by the Financial Conduct Authority.

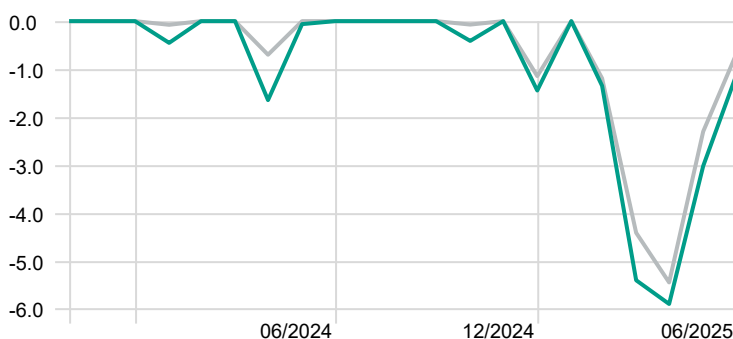
PORTFOLIOMETRIX

Hoyl Model Responsible Portfolio 6

As of 30/06/2025



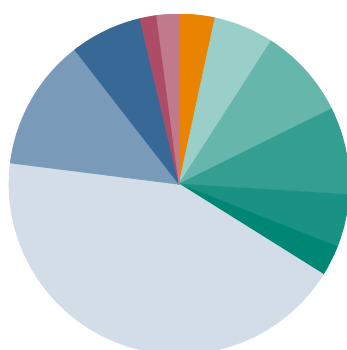
DRAWDOWN



—Hoyl Model Responsible Portfolio 6

—IA Mixed Investment 40-85% Shares

ASSET ALLOCATION

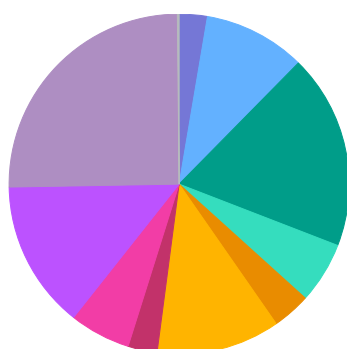


GBP Cash	3.4
Global Short-Term Bonds	5.7
Government Bonds	8.6
Corporate Bonds	8.3
High Yield Bonds	5.0
Emerging Market Bonds	2.9
Global Equities	43.1
UK Equities	12.5
Emerging Market Equities	6.8
Global Property	1.6
Global Infrastructure	2.1
Total	100.0

HOLDINGS (%)

Vanguard ESGScrnDevWldAllCpEqIdxInsPIAcc	15.5
Dimensional GI Cor Eq LC ESG Sc GBP D	10.3
Wellington Gbl Impact Bond GBP S Q1 DiH	8.6
CT Sustainable Global Eq Inc C GBP Acc	5.6
Ninety One Global Sust Equity K Acc GBP	5.6
Janus Henderson Global Sust Eq I Acc	5.6
CT Responsible Global Equity 2 Inc	5.5
Robeco SDG High Yield Bonds IEH £ Dist	5.0
PIMCO GIS Climate Bond Instl GBP H Acc	4.2
Liontrust Sust Fut UK Gr 2 Net Acc	4.2
Dimensional GI Cor FI LC ESG Sc GBP A	4.1
Vanguard ESG Em Mkts AllCpEqIdxInsPIAcc	3.4
Royal London S/T Fxd Inc Enh Y Inc	3.3
PIMCO GIS Em Mkts Bd ESG Ins GBP H Inc	2.9
Dimensional GI Sho FI LC ESG Sc GBP D	2.3
FP Foresight Global RI Infrs A GBP Acc	2.2
Nuveen Global RE Carb Reduc EGBPDIs	1.6
Montanaro Better World GBP Dis	1.2
FP WHEB Sustainability Impact C	1.2
CT (Lux) Rspnb Glb Em Mkts Eq R Acc GBP	1.2
Candriam Sst Eq Em Mkts V £ UnH Acc	1.2
Baillie Gifford Positive Change B Acc	1.2
American Century Em Mkts Trnsth Eq F GBP	1.1
RLBFII Royal London Sst Shrt Dur Corp Bd Fd Z£ Acc	0.8
EdenTree Short Dated Bd Fund B Inc	0.8
Vontobel TwentyFour Sust S/T Bd Inc AQNGE	0.8
GS Green Bnd Shrt Dur-I Cap GBP (HGi)	0.8

EQUITY SECTORS



Basic Materials	2.7
Consumer Cyclical	9.7
Financial Services	18.5
Real Estate	5.8
Consumer Defensive	3.6
Healthcare	11.7
Utilities	2.8
Communication Services	5.8
Industrials	14.1
Technology	25.1
Other	0.2
Total	100.0

LEAD INVESTMENT TEAM

Alex Funk, CFA®

Alex is a CFA® charterholder with over 13 years' worth of financial services experience. Alex is the Chief Investment Officer at PortfolioMetrix.

Phil Wellington, CFA®

Phil is a CFA® charterholder and has over 16 years' worth of financial services experience. Phil is a Portfolio Manager at PortfolioMetrix.

Oliver Jones, CFA®

Oliver is a CFA® charterholder and has over 8 years' worth of financial services experience. Oliver is a Portfolio Manager at PortfolioMetrix.

Rob Starkey, CFA®

Rob is a CFA® charterholder and has over 16 years' worth of financial services experience. Rob is a Portfolio Manager at PortfolioMetrix.

Performance is shown net of asset management fees (inc. fund fees and PMX fees)

DISCLAIMER

This document is only for professional financial advisers, their clients and their prospective clients. The information given here is for information purposes only and is not intended to constitute financial, legal, tax, investment or other professional advice. It should not be relied upon as such and PortfolioMetrix cannot accept any liability for loss for doing so. The value of investments, and the income from them, can go down as well as up, and you may not recover the amount of your original investment. Past performance is not a reliable indicator of future performance. Fund holdings and asset allocation can change at any time without notice. For further information on the risks and risk profiles of our funds, please refer to the relevant Key Investor Information Document and Prospectus. PortfolioMetrix Asset Management Ltd is authorised and regulated by the Financial Conduct Authority.

PORTFOLIOMETRIX